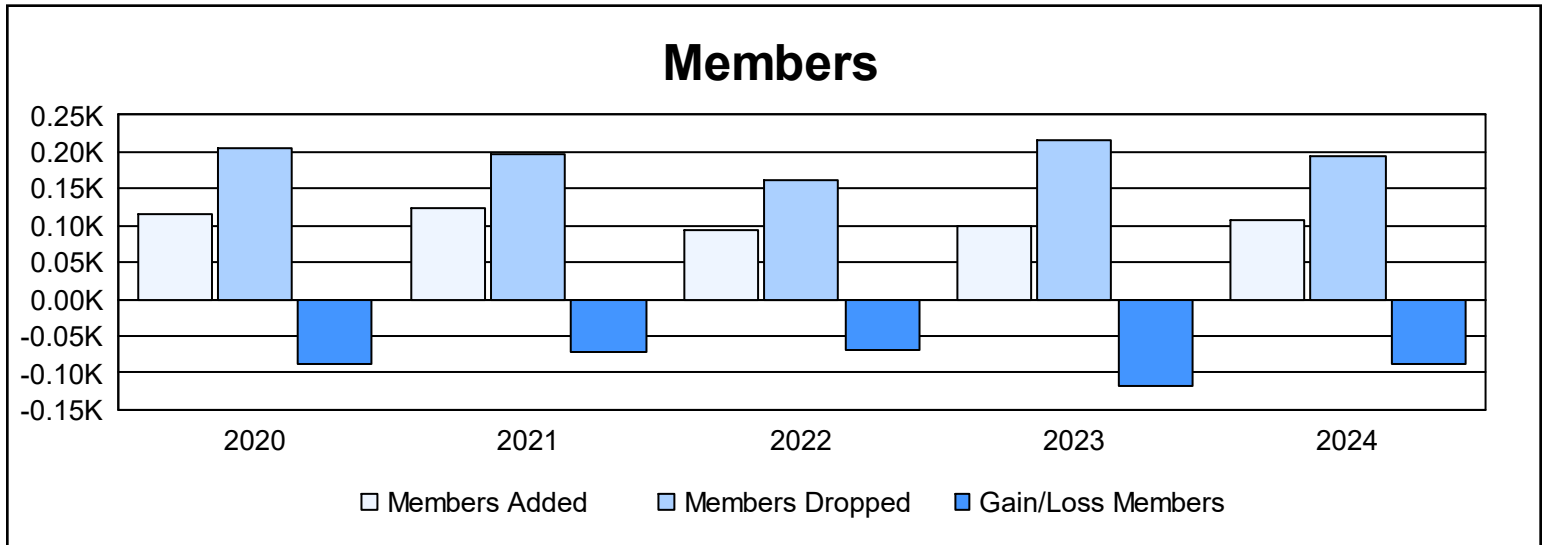
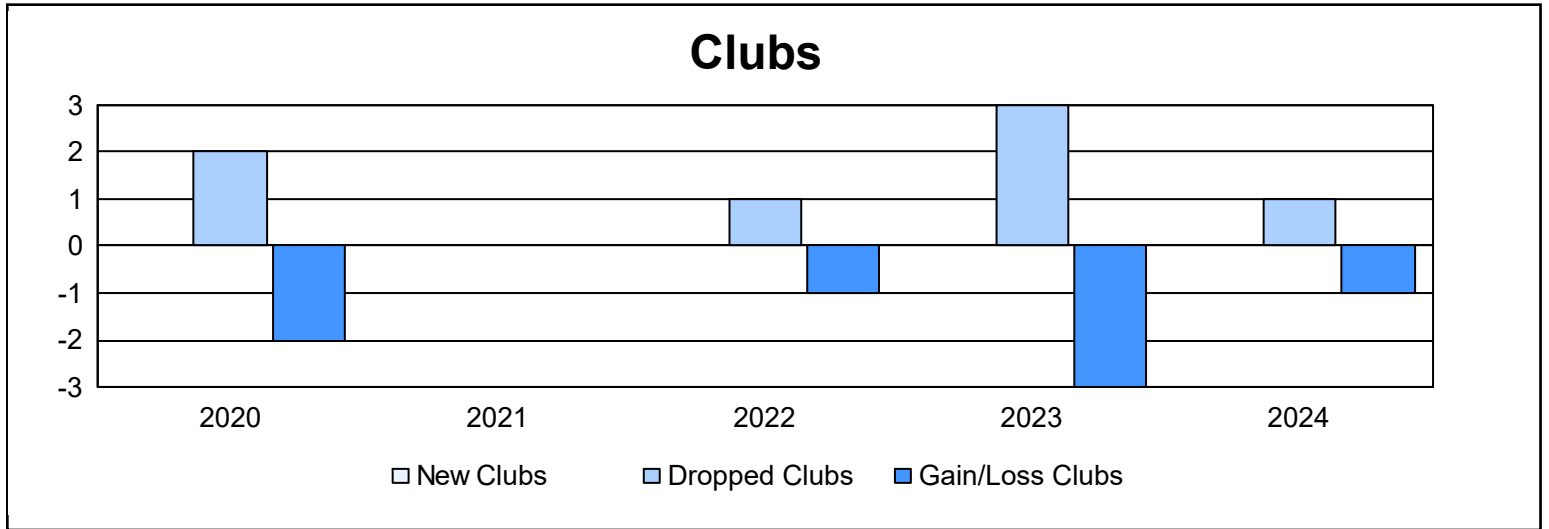
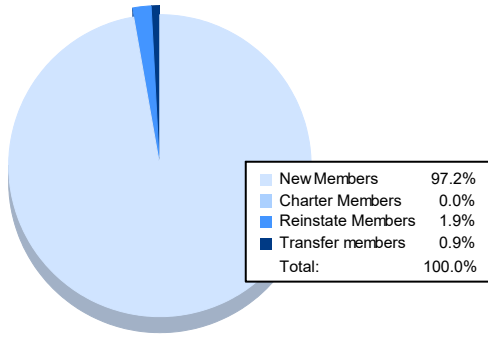


Year	New Clubs	Dropped Clubs	Gain/ Loss Clubs	New Members	Charter Members	Reinstate Members	Transfer Members	Total Member Added	Total Members Dropped	Gain/ Loss Members
2019-2020	0	2	-2	101	1	6	8	116	205	-89
2020-2021	0	0	0	120	0	3	0	123	196	-73
2021-2022	0	1	-1	90	0	3	1	94	163	-69
2022-2023	0	3	-3	98	0	1	0	99	216	-117
2023-2024	0	1	-1	105	0	2	1	108	195	-87
<b>Average</b>	<b>0</b>	<b>1</b>	<b>-1</b>	<b>103</b>	<b>0</b>	<b>3</b>	<b>2</b>	<b>108</b>	<b>195</b>	<b>-87</b>



### Membership Composition June 2024 Cumulative



### Gender Composition June 2024 Cumulative

